

# Teaching Agriculture in Higher Education Institutions: What the Data in the FAEIS System Tells Us

Tim Mack<sup>1</sup>, Bill Richardson<sup>2</sup>, Jolene Hamm<sup>2</sup>, Shea Dunifon<sup>2</sup>, Whitney Martin<sup>2</sup>, Mary Marchant<sup>2</sup>, and Joe Hunnings<sup>2</sup>

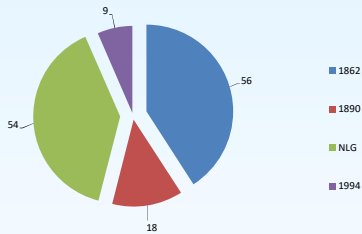
<sup>1</sup>Indiana University of Pennsylvania, <sup>2</sup>Virginia Tech, FAEIS Office

Contact [faeis@vt.edu](mailto:faeis@vt.edu)

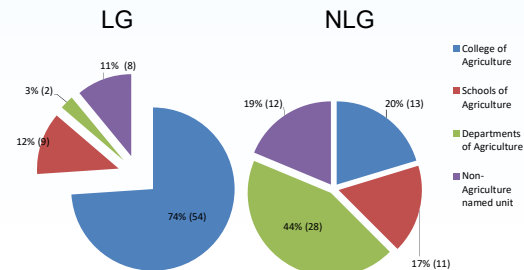
## Abstract

FAEIS (The USDA's Food and Agricultural Education Information System <http://faeis.usda.gov>) has collected annual enrollment and degrees awarded data from agriculture institutions since 1979. Data collected since 2002 resides in the FAEIS Report Builder system and are available for all to use, with data by degree, discipline, gender and ethnicity for over 728,000 agriculture students and 8,700 agriculture faculty from 139 institutions.

How many land grant (LG) and non-land grant (NLG) institutions are teaching agriculture?

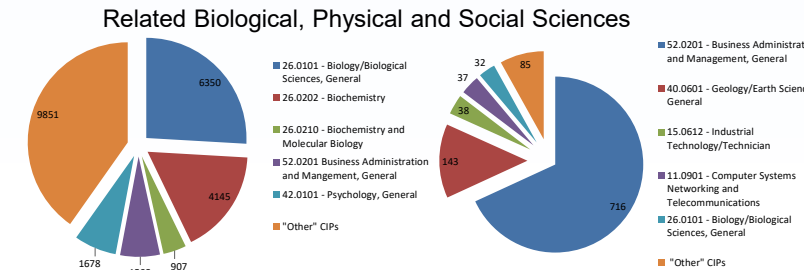
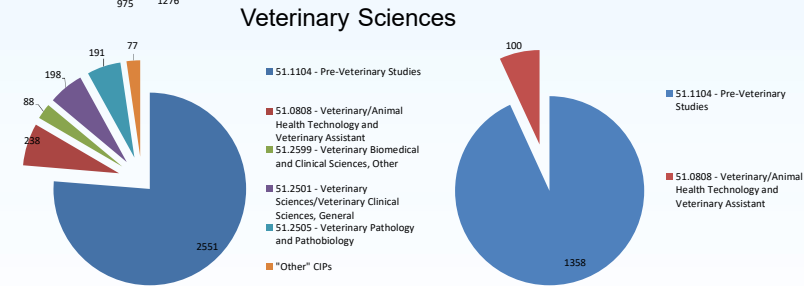
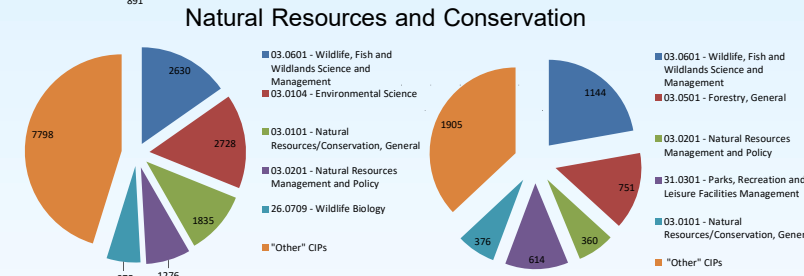
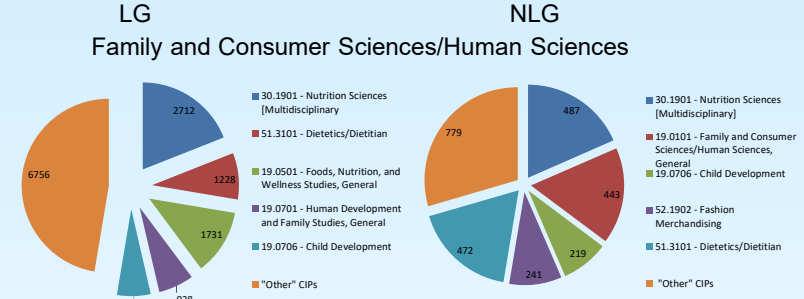


For LG and NLG, what are the counts of colleges of Agriculture, schools of Agriculture, departments of Agriculture? How many don't have a unit with Agriculture in the name?

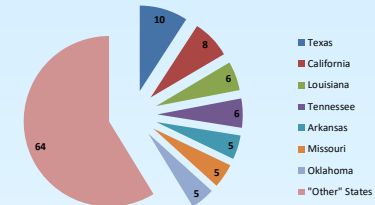


Percentages are followed by total counts

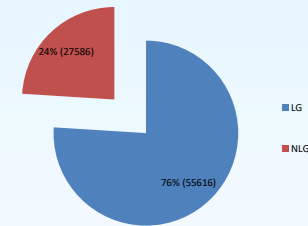
What other disciplines are typically taught with agriculture at the colleges and schools of AG at LG and NLG? (Enrollment for all degrees)



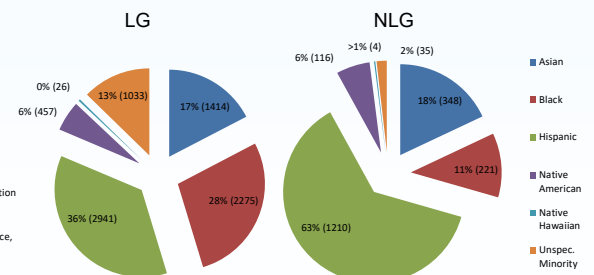
Which states have the most institutions offering traditional agriculture disciplines for bachelor students?



What is the proportion of B.S. students in agriculture disciplines from LG and NLG institutions?



What is the distribution of minority students enrolled in agriculture disciplines at all degree levels at LG and NLG institutions?



For more information or to learn how FAEIS can help you build custom reports using FAEIS data, please contact the FAEIS Helpdesk at [faeis@vt.edu](mailto:faeis@vt.edu)